



CHRIS-CRAFT ROAMER EXPRESS DELUXE



DE VALK
YACHT BROKERS

CHRIS-CRAFT ROAMER EXPRESS DELUXE

KOMMENTARE DES MAKLERS

A unique opportunity to buy a well maintained classic Chris Craft with almost new engines, newly laid teak deck, new chrome on all chrome details. New fridge and more. Blasted and 4 layers epoxy + 2 layers antifouling 2024. Hull measured 3-4 mm steel.

Per Engdahl

TECHNISCHE DATEN

Maße	11.00 x 0.00 x 0.00 (m)	Werft	Chris-Craft
Baujahr	1961	Kabinen	1
Material	Stahl	Kojen	4
Motor(en)	2 x Mercruiser 383, 6.3 litre petrol	PS/kW	2 x 350.00 (PS), 257.60 (kW)
Verkaufspreis	€ 99.000 (MwSt. Mehrwertsteuerfrei)	Liegeplatz	

KONTAKT

Verkaufsbüro	De Valk Sweden	Telefon	+46 72 358 50 74
Adresse	Throughout Sweden Sweden	E-Mail	sweden@devalk.nl

HAFTUNGSAUSSCHLUSS

Diese Angaben erfolgen nach bestem Wissen, können jedoch nicht garantiert werden.



CHRIS-CRAFT ROAMER EXPRESS DELUXE

ALLGEMEIN

Modell	CHRIS-CRAFT ROAMER EXPRESS DELUXE
Typ	Motoryacht
Rumpflänge (m)	11,00
Baujahr	1961
Werft	Chris-Craft
Land	Vereinigte Staaten
Rumpfmateri al	Stahl
Rumpffarbe	White
Haut-dicke Rumpf (mm)	3-4 mm at 50 points measure.
Deckmaterial	Teak, vaccumglued on steel deck, 2019
Deck Finish	Teak
Deck Finish Aufbauten	Steel
Antifouling (Jahr)	2024, Blastered, 4 layers epoxi + 2 layers antifouling.
Treibstofftank (Liter)	125 litre
Treibstofftank 2 (Liter)	125 litre
Trinkwassertank (Liter)	140
Fäkaelien Tank (Liter)	175

UNTERKUNFT

Kabinen	1
Kojen	4
Achterdeck	ja
Salon	ja
Heizung	Electric when on shore power.
Kombüse	ja
Kuhlschrank	New
Toilet	ja

MASCHINEN



CHRIS-CRAFT ROAMER EXPRESS DELUXE

Motoranzahl	2
Marke	MerCruiser
Typ	383, 6.3 litre
PS	350
kW	257.60
Kraftstoffart	Benzin
Installiert im Jahr	2020
Antrieb	Schraubenwelle
Batterien	ja

AUSRÜSTUNG


Kuchenbude	ja
Anker	ja
Anker 2	ja
Horn	ja
Fenderkissen	ja
Festmacher	ja
Feuerloscher	Halon




CHRIS-CRAFT ROAMER EXPRESS DELUXE



CHRIS-CRAFT ROAMER EXPRESS DELUXE



CHRIS-CRAFT ROAMER EXPRESS DELUXE




CHRIS-CRAFT ROAMER EXPRESS DELUXE




CHRIS-CRAFT ROAMER EXPRESS DELUXE



CHRIS-CRAFT ROAMER EXPRESS DELUXE



CHRIS-CRAFT ROAMER EXPRESS DELUXE



CHRIS-CRAFT ROAMER EXPRESS DELUXE




CHRIS-CRAFT ROAMER EXPRESS DELUXE



CHRIS-CRAFT ROAMER EXPRESS DELUXE




CHRIS-CRAFT ROAMER EXPRESS DELUXE





CHRIS-CRAFT ROAMER EXPRESS DELUXE



CHRIS-CRAFT ROAMER EXPRESS DELUXE





CHRIS-CRAFT ROAMER EXPRESS DELUXE




CHRIS-CRAFT ROAMER EXPRESS DELUXE



CHRIS-CRAFT ROAMER EXPRESS DELUXE



CHRIS-CRAFT ROAMER EXPRESS DELUXE



CHRIS-CRAFT ROAMER EXPRESS DELUXE



CHRIS-CRAFT ROAMER EXPRESS DELUXE



CHRIS-CRAFT ROAMER EXPRESS DELUXE

ADVANCED ROAMER ENGINEERING BRINGS

DE VALK
YACHT BROKERS



SAFETY FIRST - No matter what the weather, or how rough the sea, you enjoy full confidence in Roamer's rigid steel hull. This water-tight, electrically welded unit of finest hi-strength special alloy steel is your protection against leaks and severe damage from impact - your assurance of safer, smoother sailing.

SWIMS LIKE A FISH - In even the roughest going, your Roamer handles with ease. Its low center of gravity lets you ride lower in the water and knife through waves with a minimum of tossing. Roamer's steel hull gives you extra speed, too. Its Gull-Flare design insures superb performance in ordinary weather and unusual stability and smoothness in rough seas.

BUILT FOR A LIFETIME - The Roamer hull is made of double-strength alloy steel - twice as strong as ordinary steel, and four times more corrosion-resistant than carbon steel. This rugged, heavy-gauge steel plate is welded to steel ribs, giving you a structural combination of tremendous strength.

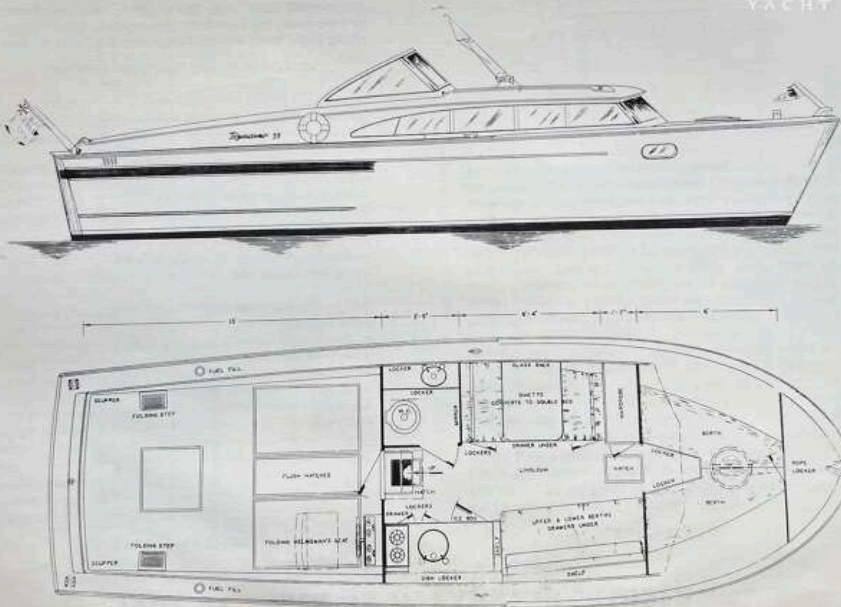
REDUCES MAINTENANCE BUDGET - A once-a-year coat of paint usually all the Roamer hull needs to be kept in top condition. Its exterior is fully protected against rust and corrosion by multiple applications of Roamer's exclusive Clempol coating. A special Bitumastic compound on the inside permanently seals the dry, water-tight bilge and prevents sweating.

SILENCE THAT'S GOLDEN - Every inch of the Roamer's hull interior is insulated to deaden sound and vibration, assuring smooth, quiet running. An airtight bulkhead, separating engine compartment from cabin, minimizes operating noises in the cabin. And Roamer's engines are rubber-mounted for quiet, vibration-free performance.

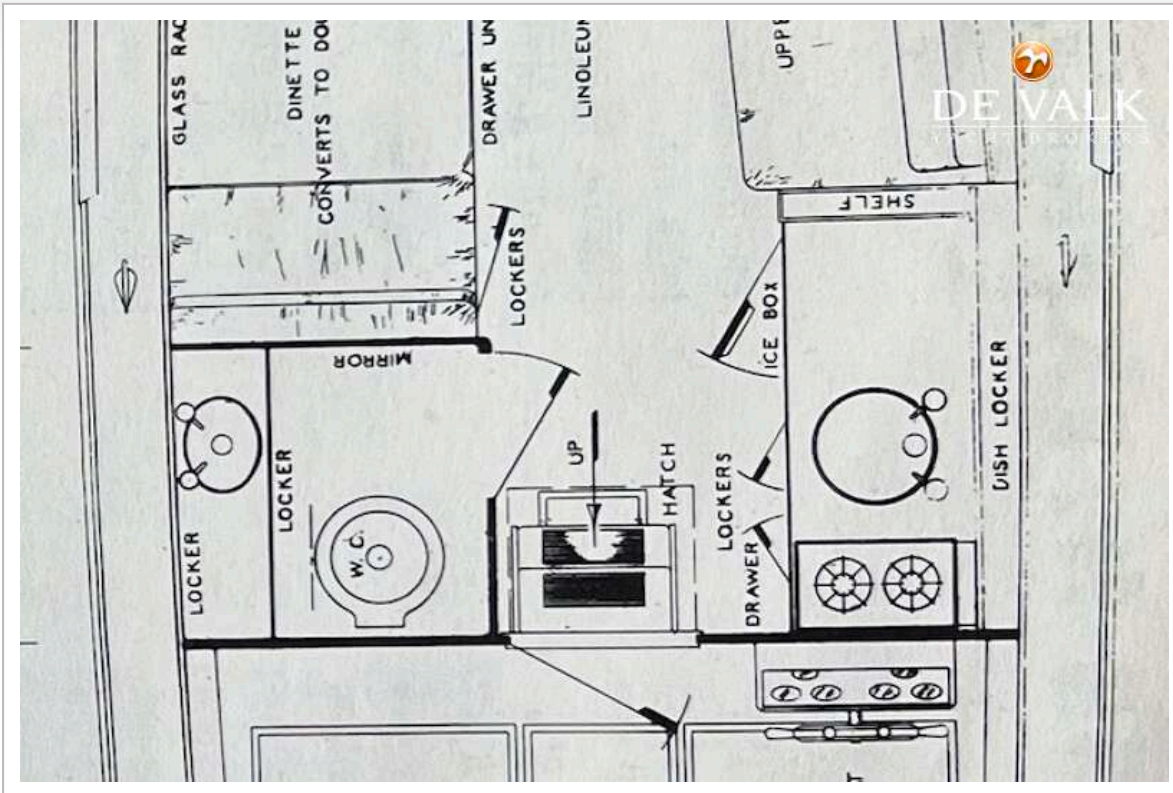
SEA YOU CAN DEPEND ON STEEL

1957 ROAMER 35-ft. EXPRESS CRUISER

DE VALK
YACHT BROKERS




CHRIS-CRAFT ROAMER EXPRESS DELUXE



SPECIFICATIONS

Beam O. A. 11' 4"

Freeboard - Fw'd. 4' 6"

Freeboard - Aft 3' 11"

Draft 2' 9"

Headroom - Cabin 6' 4"

Sleeping Capacity 6

Fresh Water Capacity 45 gallons

Fuel Capacity 160 gallons

Propeller Shafts Stainless steel

Steering Direct action gear & tie-rod

Hull - Special Alloy Steel, Hi-Strength, Corrosion Resistant

Sides11 ga. steel plating

Bottom (Modified "V")10 ga. steel plating aft, 3/16" fw'd.

Hull Exterior - Finish

Prime Coats Special anti-corrosion process

Finish Coats Bottom anti-fouling paint, sides Yacht semi-gloss paint

Hull Interior - Finish Special bitumastic insulation covered with non-bleeding aluminum paint

Cockpit Floor 3/4" vertical grain fir, varnished, sound insulated underside

Decks Steel plating covered with non-skid deck paint

Cabin Sides Varnished mahogany

Ventilating Windshield-Flying Bridge Varnished mahogany, bright metal molding

Cabin and Forward Stateroom Varnished mahogany, blond satin finish

Power Twin engines (Chris-Craft, Chrysler, or Cadillac) with reduction gears

EQUIPMENT

Electric Bilge Pump . Electric Bilge Blower . Wind or 110 Volt, electric, three outlets . 110 Volt Electric Hot Water Heater . Fresh Water System with Electric Pump . Folding Helmsman's Seat with Footrest, stainless steel leg Goodrich Rubber Bearings . Exhaust Mufflers . Stainless Steel Rub Rails . Bow Light & Bow Chocks unit cast, chrome-plated . Chrome-plated Mooring Bitt on Fw'd. Deck . Chrome-plated bitts on stern decks, P. & S. . Anchor . Anchor Line . Dock Lines . Fire Extinguishers . Class II Running Lights, chrome-plated . Bow Pole and Pennant . Stern Pole with Ensign . Mast with Yard Arm & Range Light . Twin matched Electric Horns . Electric Lights throughout cabin Instrument Panel with matched Water Temperature Gauges, Tachometers, Ammeters & Oil Gauges . CHRIS-O-MATIC Clutch Controls . Cockpit Scuppers Engines Rubber Mounted . Engine Compartment sound insulated . Cabin Ceiling insulated . Stainless Steel Galley & Lavatory Sinks with hot & cold water faucets . Two-Burner Alcohol Stove . Ice Box . Partitioned Dish Locker with Sliding Glass Doors . Glass Rack . Large Galley Drawer . Toilet . Counter Top Lavatory . Large Mirror . Linoleum on Cabin Floors . Fog Bell . Sliding Windows in Main Cabin with Screens . Screened Hatch with Deadlight and chrome-plated grill in fw'd. deck . Soft, comfortable Spring Berths & Seats . Ring Buoys with chrome-plated Brackets . Folding Steps in Aft Cockpit . Life Preservers . Stainless Steel Hand Rails with chrome-plated brackets . Portlights in fw'd. stateroom . Curtain Rods . Chrome-plated Cleats on Side Decks.

All specifications and equipment are subject to change without notice.

APPROVED ACCESSORIES - FACTORY INSTALLATION

Windshield Wipers . Searchlight . Fire Extinguishing System . Folding Companion Seat . Folding Canvas Top with Side Curtains . Hard Top with Side & Aft Curtains . Boat Hook . Compass . Electric Toilet . Deluxe Upholstered Stern Seat with Lazy Back . 12 Volt Ignition System . Gas Fume Detector . Engine Hour Meter . Shower . Combination Auxiliary Belt Driven Generator & Rectifier

ROAMER STEEL BOATS

Division of Chris-Craft Corporation

HOLLAND, MICHIGAN

