



DE VALK
YACHT BROKERS



SEA RAY 380 AC



DE VALK
YACHT BROKERS

SEA RAY 380 AC

BROKER'S COMMENTS

Spacious cruiser SEA RAY 380 aft cabin, built in 1991 by Sea Ray - USA, spacious cockpit and cosy cabin for up to 6 overnight guests. There is air-condition/ heating to make your stay on board more than comfortable. Twin Cummins 6 cylinder diesel engines, hydraulic trim-tabs.

Reinier van der Wolf

SPECIFICATIONS

Dimensions	11.63 x 4.34 x 0.97 (m)	Builder	Sea Ray Boats - USA
Built	1991	Cabins	2
Material	GRP	Berths	6
Engine(s)	2 x CUMMINS T6 BTA diesel	Hp/Kw	2 x 375.51 (hp), 276.00 (kw)
Asking price	sold (VAT)	Lying	at sales office

CONTACT

Sales office	De Valk Monnickendam	Telephone	+31 299 65 63 50
Address	Hoogedijk 6 1145 PM Katwoude The Netherlands	E-mail	monnickendam@devalk.nl

DISCLAIMER

These particulars are given in good faith as supplied but cannot be guaranteed.



SEA RAY 380 AC

GENERAL

Model	SEA RAY 380 AC
Type	motor yacht Motor yacht
LOA (m)	11,63
LWL (m)	12,50
Beam (m)	4,34
Draft (m)	0,97
Air draft (m)	3,96
Year built	1991
Builder	Sea Ray Boats - USA
Country	U.S.A.
Designer	Sea Ray
Displacement (t)	10,886
Hull material	GRP
Hull colour	White
Superstructure material	GRP
Dorades	Integral deck ventilators
Portholes	Stainless steel
Flybridge	with adjustable captain chairs (2), aluminium framed Venturi shield, Burl instrument panels, forward facing aft seat, molded bridge access steps, side mount helm station with space for electronics, stainless steel bridge safety rails, steering wheel.
Fuel tank (litre)	1.135 (1 tank)
Freshwater tank (litre)	Aluminum 378,5 (1 tank)
Blackwater tank extraction	Deck extraction
Greywater tank (litre)	204 (1 tank)
Level indicator (greywater)	yes
Wheel steering	Hydraulic
Flybridge helm position	
Extra info	Sliding cabin deck windows and screens, tinted tempered glass window shield.



SEA RAY 380 AC

ACCOMMODATION

Cabins	2
Berths	6
Interior	Modern
Saloon	L-shaped sofa
Air-conditioning	Air conditioning / heater
Galley	yes
Countertop	Corian
Sink	yes
Cooker	Electric
Microwave	Microwave/convection oven
Fridge	with freezer compartment
Hot water system	yes
Water pressure system	Electrical
Owners cabin	Double bed
Bathroom	
Toilet	yes
Toilet system	Vacuum
Wash basin	yes
Shower	+ pump
Guest cabin 1	Double bed
Bathroom	yes
Toilet	yes
Toilet system	Vacuum
Wash basin	yes
Shower	+ pump

MACHINERY

No of engines	2
Make	CUMMINS
Type	T6 BTA



SEA RAY 380 AC

HP	375,51
kW	276,00
Fuel	diesel
Year installed	1991
Engine hours	1057 / 1059
Engine cooling system	Freshwater heatexchanger
Drive	shaft
Engine controls	Dual
Bowthruster	electric Vetus
Propeller type	Fixed
Propeller shaft material	Stainless steel
Electric bilge pump	yes
Bilge alarm	yes
Electrical installation	12v/220v
Generator	Westerbeke
Running hours generator	1274
Start battery	2x
Service battery	2x
Inverter	120v/30 Amp/12v
Shorepower	yes
Trimtabs	Hydraulic
Extra info	Emergency start system, Insulated engine compartment, Digital LCD systems monitor for engine, engine alarms (water, oil and transmission oil), engine drip sumps, engine synchronizer gauge, tachometers, hour meters, remote circuit breaker panel, 50 Amp electronics circuit with groundplate, cabin high water alarm and pump, electric bilge blowers.

NAVIGATION

Electric compass	yes
VHF	Atis?
GPS	Raytheon



Extra info

Raydata Multifunction Instrument; depth finder / speed / sum log / water / temperature.

EQUIPMENT

Bathing platform

yes

Boarding ladder

S/S

Transom door

yes

Deck shower

Hot and cold water

Anchor

yes

Anchor chain

yes

Windlass

Electrical Lofrans

Extra info

S/S bow rail, S/S hand rails, S/S cleats, aft deck features: fiberglass hardtop with full enclosure, fiberglass side and aft skirts, port and starboard acrylic entrance doors, wetbar with sink and storage cabinet.




SEA RAY 380 AC



SEA RAY 380 AC




SEA RAY 380 AC




SEA RAY 380 AC



SEA RAY 380 AC



SEA RAY 380 AC



SEA RAY 380 AC





SEA RAY 380 AC




SEA RAY 380 AC



SEA RAY 380 AC



SEA RAY 380 AC




SEA RAY 380 AC



SEA RAY 380 AC




SEA RAY 380 AC



SEA RAY 380 AC



SEA RAY 380 AC



SEA RAY 380 AC



SEA RAY 380 AC



SEA RAY 380 AC

