



DE VALK
YACHT BROKERS



SMELNE 1240 DELUXE



DE VALK
YACHT BROKERS

SMELNE 1240 DELUXE

BROKER'S COMMENTS

Smelne 12.40 AK named "Wilhelmina-Tjitske". Cosy teak interior with U-shaped dinette in front. Very suitable for exploring the inland European waterways and with her electric bow thruster she is easy to handle. Well maintained by her current owner and in good condition.

Wiebrig Poiesz-Lageveen

SPECIFICATIONS

Dimensions	12.40 x 3.90 x 1.10 (m)	Builder	Smelne Yachtcenter Drachten
Built	1995	Cabins	2
Material	Steel	Berths	4
Engine(s)	1 x Perkins Sabre M 135 diesel	Hp/Kw	135.00 (hp), 99.22 (kw)
Asking price	sold (VAT)	Lying	at sales office

CONTACT

Sales office	De Valk Sneek	Telephone	+31 515 42 80 30
Address	Zwolsmanweg 7 8606 KC Sneek The Netherlands	E-mail	sneek@devalk.nl

DISCLAIMER

These particulars are given in good faith as supplied but cannot be guaranteed.



SMELNE 1240 DELUXE

GENERAL

Model	SMELNE 1240 DELUXE
Type	motor yacht
LOA (m)	12,40
Beam (m)	3,90
Draft (m)	1,10
Headroom (m)	2,00
Year built	1995
Builder	Smelne Yachtcenter Drachten
Country	The Netherlands
Designer	Wiepke Veenje
Displacement (t)	12,5
Hull material	steel
Hull colour	white
Hull shape	deep-V
Keel type	boxkeel
Superstructure material	steel
Deck material	steel
Window frame	aluminum
Window material	glass
Portholes	aluminum
Radar arch	collapsible
Fuel tank (litre)	steel 600
Freshwater tank (litre)	stainless steel 2x 300
Blackwater tank (litre)	steel In swimming platform
Wheel steering	hydraulic
Outside helm position	hydraulic

ACCOMMODATION

Cabins	2
Berths	4



SMELNE 1240 DELUXE

Interior	teak
Floor	carpet
Heating	diesel ducted hot air Eberspacher
Aft Cabin	yes
Dinette	yes
Dinette to convert into berth	yes
Galley	yes
Countertop	Tiles
Sink	stainless steel
Cooker	calor gas
Fridge	with freezer compartment Isotherm 130 liter
Hot water system	220V + engine
Water pressure system	electrical
Owners cabin	french bed
Bed length (m)	2 mtr.
Wardrobe	hanging and drawers
Bathroom	en suite
Toilet	en suite
Toilet system	electric
Wash basin	at the toilet
Shower	en suite

MACHINERY

No of engines	1
Make	Perkins Sabre
Type	M 135
HP	135,00
kW	99,22
Fuel	diesel
Year installed	1995
Engine hours	3100



SMELNE 1240 DELUXE

Engine cooling system	seawater
Drive	shaft
Engine controls	manual
Gearbox	hydraulic
Bowthruster	electric Cupa
Propeller type	Bronze
Electric bilge pump	yes
Electrical installation	24 Volt
Start battery	2x 230 amp
Service battery	4x 230 amp
Battery charger/inverter	Victron 24/ 1800
Shorepower	with cable

NAVIGATION

Electric compass	Logic
Depth sounder	Logic
Log	Logic
VHF	Shipmate RS 8300

EQUIPMENT

Bathing platform	yes
Boarding ladder	stainless steel
Deck shower	yes
Anchor	Pool
Anchor chain	yes
Windlass	manual
Sea railing	stainless steel
Wiper	yes
Horn	electric
Fenders	yes
Mooring lines	yes



SMELNE 1240 DELUXE

Spare parts	yes
Radio-cd player	Radio Blaupunkt
Speakers in salon	yes



SMELNE 1240 DELUXE



SMELNE 1240 DELUXE



SMELNE 1240 DELUXE




SMELNE 1240 DELUXE




SMELNE 1240 DELUXE



SMELNE 1240 DELUXE




SMELNE 1240 DELUXE



SMELNE 1240 DELUXE




SMELNE 1240 DELUXE





SMELNE 1240 DELUXE



SMELNE 1240 DELUXE



SMELNE 1240 DELUXE



SMELNE 1240 DELUXE

