



HANSE 548



## BROKER'S COMMENTS

"Dorje" is a modern, fast bluewater cruiser, specified for easy handling. She offers modern and spacious living on board, as well as finest and richly chosen equipment. This yacht is in extraordinary condition and for sure an alternative to buying new. Berth available. Located northern Germany on the baltic sea. Visitation very recommended!

*Jürgen Jacobs*

## SPECIFICATIONS

<b>Dimensions</b>	16.22 x 5.05 x 2.50 (m)	<b>Builder</b>	Hanse Yachts AG
<b>Built</b>	2021	<b>Cabins</b>	3
<b>Material</b>	GRP	<b>Berths</b>	6
<b>Engine(s)</b>	1 x Yanmar 4JH110 diesel	<b>Hp/Kw</b>	110.00 (hp), 80.96 (kw)
<b>Asking price</b>	€ 695.000 (VAT Paid)	<b>Lying</b>	contact Hamburg

## CONTACT

<b>Sales office</b>	De Valk Hamburg	<b>Telephone</b>	+49 40 46 000 999
<b>Address</b>	Domstraße 11 20095 Hamburg Germany	<b>E-mail</b>	hamburg@devalk.nl

## DISCLAIMER

These particulars are given in good faith as supplied but cannot be guaranteed.



## GENERAL

<b>Model</b>	HANSE 548
<b>Type</b>	sailing yacht
<b>LOA (m)</b>	16,22
<b>LWL (m)</b>	14,90
<b>Beam (m)</b>	5,05
<b>Draft (m)</b>	2,50
<b>Air draft (m)</b>	25,00
<b>Year built</b>	2021
<b>Builder</b>	Hanse Yachts AG
<b>Country</b>	Germany
<b>Designer</b>	Judel & Vrolijk
<b>Displacement (t)</b>	19,6
<b>CE norm</b>	A
<b>Hull material</b>	GRP
<b>Hull colour</b>	white
<b>Keel type</b>	bulb keel
<b>Superstructure material</b>	GRP
<b>Rubbing strake</b>	wood Teak list w/ stainless steel strake
<b>Deck material</b>	GRP
<b>Deck finish</b>	non-skid moulded in
<b>Cockpit deck finish</b>	synthetic teak
<b>Antifouling (year)</b>	03/2023
<b>Deckhatch</b>	yes
<b>Fuel tank (litre)</b>	520L
<b>Level indicator (fuel tank)</b>	yes
<b>Freshwater tank (litre)</b>	polyethylene 770L
<b>Level indicator (freshwater)</b>	yes
<b>Blackwater tank (litre)</b>	85L + 35L
<b>Blackwater tank extraction</b>	deck extraction + uw line
<b>Wheel steering</b>	Double helm steering



**More info on hull**

**Extra info**

**Extra info**

Upgrade Flexiteak in cockpit

The hull is built with an outer layer of isophthalic resin.

Extra packages of high standard equipment were chosen.

## ACCOMMODATION

<b>Cabins</b>	3
<b>Berths</b>	6
<b>Interior</b>	nut Canadian Chestnut joinery
<b>Layout</b>	Hanse 548 standard layout
<b>Floor</b>	woodprint Acacia flooring
<b>Doghouse</b>	GRP T-Roof
<b>Saloon</b>	yes
<b>Heating</b>	yes
<b>Air-conditioning</b>	reverse cycle airco Dometic
<b>Navigation center</b>	yes
<b>Chart table</b>	yes
<b>Aft Cabin</b>	2 aft cabins
<b>Galley</b>	yes
<b>Sink</b>	yes
<b>Cooker</b>	calor gas 3 flamed ENO cooker / oven
<b>Oven</b>	ENO
<b>Microwave</b>	Miele
<b>Fridge</b>	yes
<b>Freezer</b>	yes
<b>Hot water system</b>	220V + engine 40L boiler
<b>Water pressure system</b>	electrical
<b>Owners cabin</b>	French bed In front, sound isolated
<b>Bathroom</b>	separate
<b>Toilet</b>	separate
<b>Toilet system</b>	electric
<b>Shower</b>	separate



Guest cabin 1	double bed
Wardrobe	hanging/drawers/shelves
Toilet	separate
Toilet system	electric
Shower	separate
Guest cabin 2	double bed
Wardrobe	hanging/drawers/shelves
Washing machine/dryer combi	Miele Wash & dry WT1 XXL
Tender garage	yes

## MACHINERY

No of engines	1
Make	Yanmar
Type	4JH110
HP	110
kW	80.96
Fuel	diesel
Engine hours	180
Engine cooling system	freshwater heat exchanger
Drive	shaft
Bowthruster	yes
Sternthruster	yes
Propeller type	folding 3 bladed folding prop
Propeller blades	3
Propeller shaft material	stainless steel
Manual bilge pump	yes
Electric bilge pump	yes
Bilge alarm	yes
Electrical installation	yes
Generator	Fischer Pande i10000
Start battery	yes



Service battery	yes
Battery monitor	yes
Battery charger/inverter	yes
Shorepower	with cable
Insulation transformer	yes
Watermaker	Eco Systems Water PPro S60, new / never used

## NAVIGATION

Compass	yes
Depth sounder	B&G
Forw. looking depth sounder	B&G
Log	B&G
Windset	B&G
Repeater	B&G
VHF	B&G
Autopilot	B&G
Radar	B&G
Radar/GPS/plotter	B&G
AIS transceiver	yes
EPIRB	yes
Navigation lights	yes
Extra info	B&G Navigational Package

## EQUIPMENT

Fixed windscreen	yes
Fixed hardtop	GRP T-Top with sliding roof
Cockpit cushions	yes
Cockpit table	yes
Bathing platform	yes
Boarding ladder	yes
Transom door	yes



Deck shower	yes
Anchor	Bruce 40kg stainless steel Bruce
Anchor chain	100m stainless steel chain with powerball
Windlass	electrical 1500W
Dinghy	yes
Outboard	Torqueedo
Outboard support	yes
Davits	aluminum Extractable Davits
Davits controls	manual
Sea railing	yes
Grab rail (superstructure)	yes
Railing side opening gates	yes
Pushpit	yes
Pulpit	yes
Life raft	container Sea-Safe 6 Persons
Life raft (pers)	6
Lifejackets	yes
Horn	electric
Fenders	yes
Mooring lines	yes
Radio-cd player	Fusion MS-AV755 Multimedia w Bluetooth / CD / DVD
Sub-woofer	yes
Cockpit speakers	yes
Speakers in salon	yes
Clock - barometer	yes
Fire extinguisher	yes
Extinguisher in engine room	yes
Auto extinguisher system	yes

## RIGGING

Material mast	aluminium
---------------	-----------



<b>Spreaders</b>	yes
<b>Mainsail</b>	QUANTUM AC5 Performance Segel - durchgelattet, triradial
<b>Battcars</b>	Seldén Ball Slides
<b>Fully battened mainsail</b>	yes
<b>Jib</b>	Self tacking Jib on manual Seldén furler
<b>Genoa</b>	yes
<b>Genoa furler</b>	Seldén electric
<b>Self tacking jib installation</b>	yes
<b>Backstay adjuster</b>	hydraulic
<b>Boomvang</b>	yes
<b>Primary sheet winch</b>	Lewmar 65 ST EVO, electric





# HANSE 548




# HANSE 548





# HANSE 548




# HANSE 548




# HANSE 548





# HANSE 548





# HANSE 548





# HANSE 548





# HANSE 548



# HANSE 548



# HANSE 548



# HANSE 548



# HANSE 548



# HANSE 548





