



DE VALK
YACHT BROKERS



BEKEBREDE 1300



DE VALK
YACHT BROKERS

BEKEBREDE 1300

BROKER'S COMMENTS

This round bilged Bekebrede 1300 is in 'ready to go' condition. A beautiful timeless design, well-thought interior and in a very good condition. She is equipped with a powerful 120 HP DAF, a brand new Allpa 4 kW generator, electric bow thruster and windlass, double glazing, Webasto diesel heating. The hull and deck were professionally painted in 2021 in international 2-component paint. Come and see her in our salesmarina in Katwoude, The Netherlands.

Reinier van der Wolf

SPECIFICATIONS

Dimensions	12.60 x 4.00 x 1.25 (m)	Builder	Eigenbouw
Built	2015	Cabins	2
Material	Steel	Berths	6
Engine(s)	1 x Daf 575 diesel	Hp/Kw	120.00 (hp), 88.32 (kw)
Asking price	€ 189.000 (VAT Paid)	Lying	at sales office

CONTACT

Sales office	De Valk Monnickendam	Telephone	+31 299 65 63 50
Address	Hoogedijk 6 1145 PM Katwoude The Netherlands	E-mail	monnickendam@devalk.nl

DISCLAIMER

These particulars are given in good faith as supplied but cannot be guaranteed.



BEKEBREDE 1300

GENERAL

Model	BEKEBREDE 1300
Type	motor yacht
LOA (m)	12,60
Beam (m)	4,00
Draft (m)	1,25
Air draft min (m)	2,70
Headroom (m)	1,95
Year built	2015
Launched	11/2021
Builder	Eigenbouw
Country	The Netherlands
Designer	Martin Bekebrede Yacht Design
Displacement (t)	16
Hull material	steel
Hull colour	blue
Hull thickness (mm)	5
Hull shape	multi hard chine
Keel type	bilge keels
Superstructure material	steel
Superstructure (mm)	4
Window frame	aluminium
Window material	double glazing - Gebo with thermal bridge met koudebrug mit Kältebrücke
Insulation	foam
Fuel tank (litre)	steel - 500
Fuel tank 2 (litre)	steel - 500
Level indicator (fuel tank)	Vetus
Freshwater tank (litre)	stainless steel - 500
Level indicator (freshwater)	yes
Blackwater tank (litre)	stainless steel - 350
Blackwater tank extraction	deck extraction



BEKEBREDE 1300

Wheel steering	hydraulic
Outside helm position	yes

ACCOMMODATION

Cabins	2
Berths	6
Interior	teak
Layout	saloon - galley - forward guest cabin with two single bed and storage - After cabin with separate toilet with sink, french bed and ensuite bathroom with access to the engine room.
Floor	carpet
Aft deck	yes
Saloon	yes
Headroom saloon (m)	1,95
Heating	diesel ducted hot air - Webasto
Aft Cabin	yes
Dinette to convert into berth	2,13 x 1,20 m. - in saloon salon Salon
Galley	yes
Sink	stainless steel
Cooker	induction
Extractor	yes
Microwave/oven combi	yes
Fridge	Isotherm 130 ltr.
Hot water system	220V + engine - Vetus ca. 75 liter boiler
Water pressure system	electrical
Owners cabin	French bed
Bed length (m)	2,00 x 1,40
Wardrobe	hanging and shelves
Bathroom	en suite
Toilet	separate
Toilet system	electric
Wash basin	yes



BEKEBREDE 1300

Shower	separate
Guest cabin 1	twin single + dinette
Bed length (m)	2.03 x 0.90 m. (below) and 1.98 x 0.83 m. (above); Dinette: 2.00 x 1.20 m.
Extra info	Front headroom 1,90 Headroom aft cabin 1.92

MACHINERY

No of engines	1
Make	Daf
Type	575
HP	120
kW	88.32
Fuel	diesel
Maximum speed (kn)	8
Cruising speed (kn)	6,5
Consumption (l/hr)	6,5
Engine cooling system	closed keelcooling
Drive	shaft
Shaft seal	water-lubricated with grease cord seal
Engine controls	bowden cable - 2022
Gearbox	hydraulic - ZF Hürth Marine
Bowthruster	electric - Duco 24 Volt, 12 pk
Exhaust	watercooled
Thrust bearing	yes
Propeller type	fixed - Vetus
Propeller blades	4
Electric bilge pump	yes
Electrical installation	12 24 220 v
Generator	wet exhaust Allpa Paguro 4000 (2023)
Running hours generator	10
Batteries	yes



BEKEBREDE 1300

Battery monitor	Victron BMV-501
Battery charger	Victron Phoenix Combi 24/3000/70 70 A.
Inverter	Victron Phoenix Combi 24/3000/70 3.000 W.
Shorepower	with cable
Insulation transformer	Victron Isolation Transformer 3.600 W
Extra info	engine hatch to open hydraulically.

NAVIGATION

Depth sounder	Raymarine
Log	Raymarine
Autopilot	Raymarine
Plotter	(with warrenty) Raymarine element 12"
Navigation lights	yes
Searchlight	yes

EQUIPMENT

Fixed windscreen	yes
Cockpit cover	and second winter cover after deck - 2024
Window cover	with magnets
Boarding ladder	stainless steel
Anchor	yes
Windlass	electrical - Maxwell
Deck wash	With port and starboard gangway connection
Sea railing	stainless steel
Grab rail (superstructure)	stainless steel
Railing side opening gates	yes
Pushpit	yes
Pulpit	yes
Fenders	yes
Mooring lines	yes
Fire extinguisher	yes





BEKEBREDE 1300



BEKEBREDE 1300



BEKEBREDE 1300



BEKEBREDE 1300



BEKEBREDE 1300



BEKEBREDE 1300



BEKEBREDE 1300




BEKEBREDE 1300



BEKEBREDE 1300



BEKEBREDE 1300



BEKEBREDE 1300



BEKEBREDE 1300



BEKEBREDE 1300



BEKEBREDE 1300





BEKEBREDE 1300



BEKEBREDE 1300



BEKEBREDE 1300



BEKEBREDE 1300

